

TSGM1

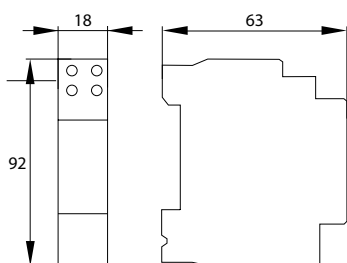


WZ38

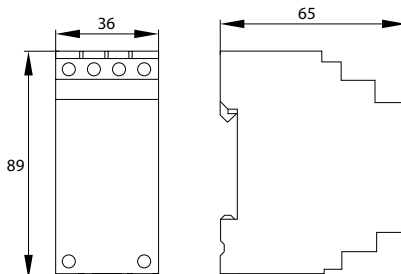


TR-U1P

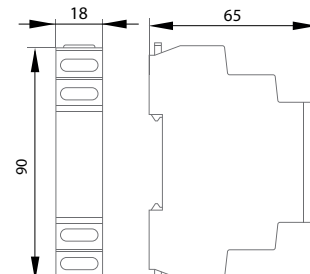
► TSGM1



► WZ38



► TR-U1P



TSGM1
output terminal 1xNO
(max 2.5 mm²)



TR-U1P
10 modes of operation and
10 time ranges



TR-U1P
rotary switch to set
functions
and time ranges



WZ38
terminal capacity
up to 2.5 mm²



WZ38 twilight sensor
probe

Schelinger



code

EAN



package



type



switch-on time

I_{max}

max. load

A26-TSGM1

5900280917768

1/10/100

mechanical daily

15 min ÷ 24 h

16(8)A (3500W)

A25-WZ38

5900280907851

1/100

twilight

dependent on
illuminance

20

A26-TR-U1P

5900280999092

1 / 100

electronic multifunctional

0,1s ÷ 10dni

16A